



# Hand Hygiene Performance Improvement Tracker Instructions

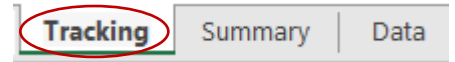
**Purpose:** Track and trend hand hygiene compliance scores over time and target areas for improvement.

**Description:** Enter the results of hand hygiene audits each quarter with a goal of identifying common trends. Review current processes surrounding hand hygiene and focus process improvement efforts that close the gaps found. Real time education should be performed whenever a care concern is identified.

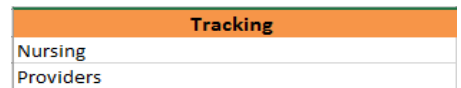
## 1. Tracking Entry:

List area or specialties where hand hygiene audits will occur.

a. Simply select the *Tracking* tab at the bottom of the workbook.

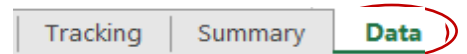


b. Next, select an open field in column A, *Tracking*, and manually input the area/specialty of interest.



## 2. Data Tab:

Once you have populated the *Tracking* information in the *Tracking List* it will appear in the *Data* tab.



a. Next, select the area/specialty from the drop-down list, select the timeframe of interest, enter the denominator (total observations), and numerator (hand hygiene performed). The rate will calculate automatically.

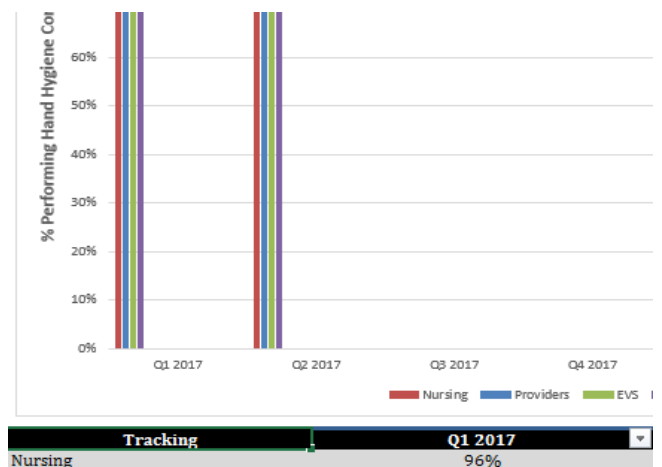
Hand Hygiene Compliance				
Tracking	Time Period	Total Observations	Hand Hygiene Performed	Rate
Nursing	Q1 2017	90	86	96%
Providers	Q1 2017	45	36	80%

## 3. Summary Tab:

Information entered in the *Tracking* and *Data* tabs will automatically populate to the *Summary* data tab.



a. Information is provided in a graph format. Multiple items can be tracked and trended over time.



b. The practice information, the name of the measure being tracked, and the goal can be easily customized by selecting the field of interest and manually input the facility-specific information.

Practice Name	ABC Facility
Measure	Hand Hygiene Compliance
Goal	90%