

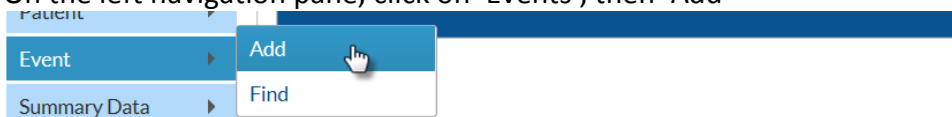
Adding and Editing Dialysis Positive Blood Culture Events to Indicate an Acute Kidney Injury (AKI) Patient: Instructions for Calendar Year 2017

Reporting dialysis positive blood culture events among Acute Kidney Injury (AKI) patients is optional for calendar year 2017. Facilities electing to report this data should use these instructions to indicate a positive blood culture event occurred in an AKI patient. Questions about reporting events among AKI patients should be submitted to the NHSN helpdesk: nhsn@cdc.gov.

Adding Events

When manually adding positive blood culture events in NHSN, please take the following steps to indicate the event occurred in an acute kidney injury (AKI) patient:

- 1) On the left navigation pane, click on 'Events', then 'Add'



- 2) Fill out the Dialysis Event form as appropriate
- 3) Skip to steps 6-7 below

Editing Events

When editing events to indicate that the positive blood culture event occurred in an acute kidney injury (AKI) patient, please take the following steps.

- 1) On the left navigation pane, click on 'Events', then 'Find'

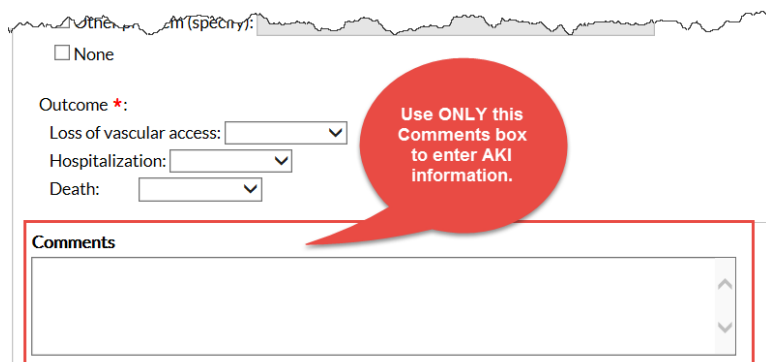


- 2) Type in the search criteria you are interested in (e.g. date of event, event type), then click 'Find'
- 3) Click on the event ID for the event you would like to edit
- 4) Once you have the event pulled up, scroll down and click on the blue 'Edit' button
- 5) Add AKI comment as per steps 6-7 below

Adding Comments

For positive blood culture events, please follow these instructions exactly, using the correct Comments field, and enter text in all capital letters without punctuation. **CDC cannot guarantee that deviations from this prescribed text entry (e.g., "aki", "aKi", "A.K.I." or "Acute Kidney Injury") or "AKI" entries made to alternate fields will be correctly classified and excluded from QIP data.** Dialysis events not including a positive blood culture do not need to be modified.

- 6) At the very bottom of the page, there will be a large 'Comments' text box. Please enter AKI comments only in this box. Do not use any other text fields on the page to indicate AKI.



Outcome *:
 Loss of vascular access:
 Hospitalization:
 Death:

Use ONLY this Comments box to enter AKI information.

Comments

Adding and Editing Dialysis Positive Blood Culture Events to Indicate an Acute Kidney Injury (AKI) Patient: Instructions for Calendar Year 2017

In this 'Comments' box, enter "AKI" as shown below.

Comments

AKI

If other comments are entered in this field, please enter "AKI" after all other text is entered.

Comments [Help](#)

VANCOMYCIN GIVEN AFTER PATIENT ADMISSION; 1 OF 3 BLOOD CULTURES GREW ORGANISM ENTERED ABOVE.

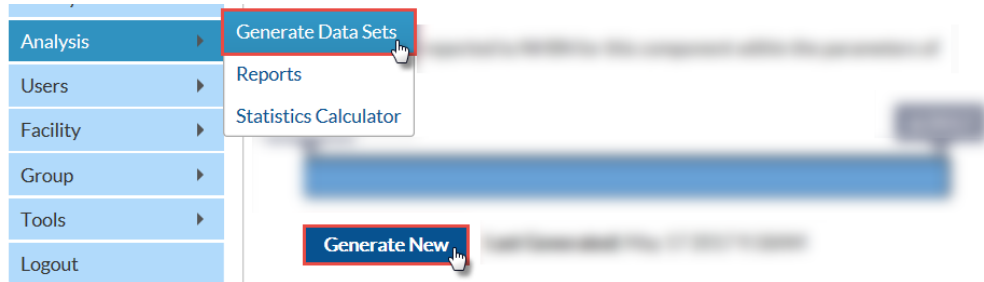
 AKI

- 7) Click 'Save' to save your changes

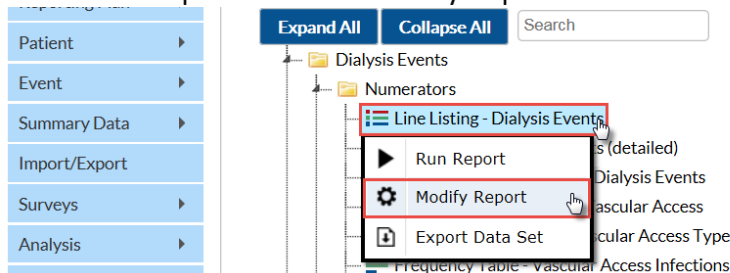
Reviewing Comments

To verify that AKI information has been entered correctly for the correct patient positive blood culture events, use a Dialysis Event Line Listing report. Please take the following steps to run the report:

- 1) **Generate Data Sets.** New data sets must be generated every time edits are made to NHSN data so that analysis reports contain the most up-to-date information. To generate new data sets, click on 'Analysis' on the blue navigation pane, and then on 'Generate Data Sets'. On the page, click on the blue 'Generate New' button:

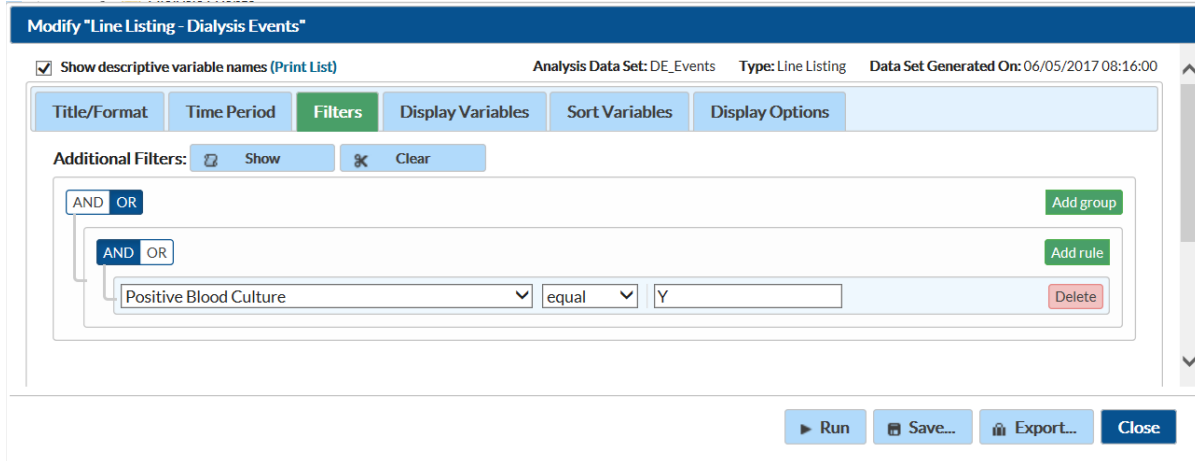


- 2) Once data sets are generated, the report can then be run. Click on the 'Analysis' tab again, and then on 'Reports'. A line listing of all dialysis events can be found under the 'Dialysis Events' folder, then the 'Numerators' subfolder.
- 3) Click on the Line Listing – Dialysis Events report. You will then see several options of how you can run the report. Click on 'Modify Report'.



Adding and Editing Dialysis Positive Blood Culture Events to Indicate an Acute Kidney Injury (AKI) Patient: Instructions for Calendar Year 2017

- 4) If you would only like the report to show positive blood culture events (i.e. events that get sent to CMS for ESRD QIP), use the 'Filters' tab. Select 'Positive Blood Culture' as the variable name and enter 'Y' to indicate that the report should only show positive blood culture events.



Modify "Line Listing - Dialysis Events"

Show descriptive variable names (Print List) Analysis Data Set: DE_Events Type: Line Listing Data Set Generated On: 06/05/2017 08:16:00

Title/Format Time Period **Filters** Display Variables Sort Variables Display Options

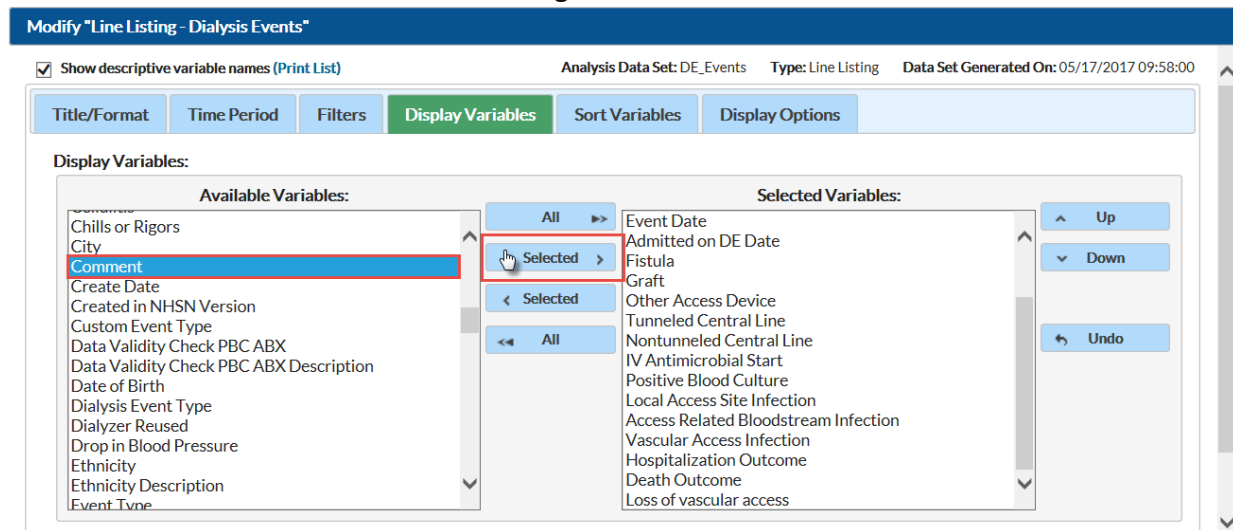
Additional Filters:

AND OR

AND OR

Positive Blood Culture equal Y

- 5) To include comment fields in the report, go to the 'Display Variables' tab on the Modify Screen. On the left column, find and click on the 'Comment' variable. To add it to the report, click on the 'Selected >' button to move it to the right column.



Modify "Line Listing - Dialysis Events"

Show descriptive variable names (Print List) Analysis Data Set: DE_Events Type: Line Listing Data Set Generated On: 05/17/2017 09:58:00

Title/Format Time Period Filters **Display Variables** Sort Variables Display Options

Display Variables:

Available Variables:		Selected Variables:
Chills or Rigors	All >>	Event Date
City	Selected >	Admitted on DE Date
Comment	< Selected	Fistula
Create Date	<< All	Graft
Created in NHSN Version		Other Access Device
Custom Event Type		Tunneled Central Line
Data Validity Check PBC ABX		Nontunneled Central Line
Data Validity Check PBC ABX Description		IV Antimicrobial Start
Date of Birth		Positive Blood Culture
Dialysis Event Type		Local Access Site Infection
Dialyzer Reused		Access Related Bloodstream Infection
Drop in Blood Pressure		Vascular Access Infection
Ethnicity		Hospitalization Outcome
Ethnicity Description		Death Outcome
Event Type		Loss of vascular access

- 6) Once the 'Comment' variable is now on the right column, click 'Run' to run the report:

