

DHS Med-QUEST PASRR-Preadmission Screening Resident Review Training

Rev. 04.15.24

Agenda

1

- History

2

- Requirements and regulations

3

- PASRR process

4

- PASRR Level I Part A, B, and C

5

- PASRR Level II forms and process

6

- Resident review

7

- Compliance reviews & responsibilities of facilities

8

- ePASRR training resources

PASRR Level I

PREADMISSION SCREENING RESIDENT REVIEW (PAS/RR) LEVEL I SCREEN	PATIENT'S NAME: (Last Name, First, M.I.)	DATE OF BIRTH: (MM/DD/YY)
	PRIMARY DIAGNOSIS:	MEDICAID I.D. NUMBER:
	REFERRAL SOURCE: (Physician's Name; Nursing Facility; Hospital; Etc.)	

PART A: SERIOUS MENTAL ILLNESS (SMI): **YES** **NO**

1. The individual has symptom(s) and/or a current diagnosis of a Major Mental disorder and/or a Substance Related disorder, which seriously affects interpersonal functioning (difficulty interacting with others; altercations, evictions, unstable employment, frequently isolated, avoids others), and/or completing tasks (difficulty completing tasks, required assistance with tasks, errors with tasks; concentration; persistence; pace), and/or adapting to change (self-injurious, self-mutilation, suicidal, physical violence or threats, appetite disturbance, hallucinations, delusions, serious loss of interest, tearfulness, irritability, withdrawal):

	<input type="checkbox"/>	<input type="checkbox"/>
--	--------------------------	--------------------------

 - a. A **SCHIZOPHRENIC** disorder, **MOOD** disorder, **DELUSIONAL (PARANOID)** disorder, **PANIC OR OTHER SEVERE ANXIETY** disorder, **SOMATIFORM** disorder, **PERSON-ALITY** disorder, **SUBSTANCE RELATED** disorder or **PSYCHOTIC** disorder not elsewhere classified that may lead to a chronic disability; **BUT**
 - b. **NOT** a primary or secondary diagnosis of **DEMENTIA**, including **ALZHEIMER'S DISEASE** OR A RELATED DISORDER.
2. Does the SMI individual have Dementia? If yes, include evidence/presence of workup, comprehensive mental status exam.
3. Has psychoactive drug(s) been prescribed on a regular basis to treat behavioral/mental health symptom(s) for the individual within the last two (2) years with or without current diagnosis of SMI?

PART B: INTELLECTUAL DISABILITY/DEVELOPMENTAL DISABILITIES (ID/DD): **YES** **NO**

1. The individual has a diagnosis of ID or has a history indicating the presence of ID prior to age 18.
2. The individual has a diagnosis of DD/related condition (evidence/affects intellectual functioning, adaptive functioning; autism, epilepsy, blindness, cerebral palsy, closed head injury, deaf) or has a history indicating the presence of DD prior to age 22. Age of diagnosis/presence: ____
3. Does the ID/DD individual have a primary diagnosis or presence of Dementia? If yes, include evidence/presence of Dementia work-up, comprehensive mental status exam, if available.
4. The individual has functional limitations relating to ID/DD (mobility, self-care/direction, learning, understanding/use of language, capacity for living independently).
5. The individual received/receives ID/DD services from an agency serving individuals with ID/DD; (past and/or present; referred/referrals). Describe past AND present receipt of services and referrals made from agencies that serve individuals with ID/DD. _____

DETERMINATION:

1. If any of the answers in Parts A or B are YES, **COMPLETE PART C (page 2)** of this form.
2. If all of the answers in Parts A or B are NO, SIGN and DATE BELOW:

LEVEL I SCREEN IS NEGATIVE FOR SMI OR ID/DD THE PATIENT MAY BE ADMITTED TO THE NF:	DATE AND TIME COMPLETED:
SIGNATURE OF PHYSICIAN, APRN, HOSPITAL DC PLANNER RN _____	_____ MM/DD/YY
PRINT NAME _____	_____ Time

PASRR Level I

PART C:		YES	NO
1.	Is this individual being discharged from an acute care hospital and admitted to the NF for recovery from an illness or surgery not to exceed 120 days and is not considered a danger to self and/or others?	()	()
2.	Is this individual certified by his physician to be terminally ill (prognosis of a life expectancy of 6 months or less), serviced by a certified, licensed hospice agency at the time of admission and is not considered a danger to self and/or others?	()	()
3.	Is this individual comatose, ventilator dependent, functioning at the brain stem level or diagnosed as having a severe physical illness , such as, COPD, Parkinson's Disease, Huntington's Chorea, or amyotrophic lateral sclerosis; which result in a level of impairment so severe that the person cannot be expected to benefit from specialized services?	()	()
4.	Does this individual require provisional admission pending further assessment in cases of delirium where an accurate diagnosis cannot be made until the delirium clears?	()	()
5.	Does this individual require provisional admission which is not to exceed 7 days , for further assessment in emergency situations that require protective services?	()	()
6.	Does this individual require admission for a brief stay of 30 days for respite care ? <u>The individual is expected to return to the same caregivers following this brief NF stay.</u>	()	()

.....

CHECK ONLY ONE:

[] If any answer to Part C is **Yes**, **NO REFERRAL for LEVEL II** evaluation and determination is **necessary at this time.** **NOTE TIME CONSTRAINTS!**

[] If **all** answers to Part C are **No**, **REFERRAL for LEVEL II** evaluation and determination **MUST BE MADE.**

SIGN and DATE this form.

_____	DATE & TIME COMPLETED:
SIGNATURE OF PHYSICIAN, APRN, HOSPITAL DC PLANNER RN	_____
_____	MM/DD/YY
PRINT NAME	_____
	Time

PASRR—History

- Due to the institutional mental health facility closures or downsizing in the 80s:
 - Individuals with a serious mental illness (SMI) or/and intellectual disabilities or developmental disabilities or related condition (ID, DD, RC) were institutionalized in nursing facilities (NF) without adequate mental health services
- Omnibus Budget Reconciliation Act (OBRA) 1987— Congress created Preadmission Screening & Resident Review (PASRR)

General Requirements & Regulations

PASRR

- **Preadmission screening requirements**
 - Applies to all Medicaid-certified nursing facilities
 - Applies to all individuals being admitted regardless of payor source
 - Needs to be completed prior to admission
 - Needs to be completed by a physician, APRN, or hospital discharge planner RN

General Requirements & Regulations

Purpose

To determine the following:

- If the individual has a SMI, ID, DD, RC
- If the individual requires the level of services provided by NF
- If individual requires specialized psychiatric services

Determination must be made by the State mental health and intellectual disability authority:

Department of Health (DOH) Adult Mental Health Division (AMHD) or Developmental Disabilities Division (DDD), unless the individual meets criteria for Categorical Determination

General Requirements & Regulations

Specialized Services for SMI, ID, DD, RC

Active treatment: Continuous and aggressive implementation of an individualized plan of care. Developed and supervised by interdisciplinary team.

General Requirements & Regulations

PASRR

Resident Review—while in nursing facilities

- Required for significant change in an individual
- May require a Level 2 to be completed

Process will be further described later in the presentation

General Requirements & Regulations

CMS Review of Hawaii's PASRR Process

Findings:

- Gap in screening vs. reporting data in Minimum Data Set (MDS)

Recommendations:

- Must “broadly screen” individuals

Actions:

- Hawaii added additional screeners: Hospital RN Discharge Planners and APRNs
- Level II Evaluation Forms revised
- Level I Forms revised
- Data reporting
- ePASRR (Hawaii's Web-based application)

PASRR Process



Referring Entity:
Completes 1178 Level 1



Negative Level 1 Part
A/B



Admit to NF

OR

Referring Entity:
Completes 1178 Level 1



Positive Level 1 Part
A/B



Complete Part C

PART A: SERIOUS MENTAL ILLNESS (SMI):		YES	NO
1.	The individual has symptom(s) and/or a current diagnosis of a Major Mental disorder and/or a Substance Related disorder, which seriously affects interpersonal functioning (difficulty interacting with others; altercations, evictions, unstable employment, frequently isolated, avoids others), and/or completing tasks (difficulty completing tasks, required assistance with tasks, errors with tasks; concentration; persistence; pace), and/or adapting to change (self-injurious, self-mutilation, suicidal, physical violence or threats, appetite disturbance, hallucinations, delusions, serious loss of interest, tearfulness, irritability, withdrawal):	()	()
a.	A SCHIZOPHRENIC disorder, MOOD disorder, DELUSIONAL (PARANOID) disorder, PANIC OR OTHER SEVERE ANXIETY disorder, SOMATOFORM disorder, PERSONALITY disorder, SUBSTANCE RELATED disorder or PSYCHOTIC disorder not elsewhere classified that may lead to a chronic disability; BUT		
b.	NOT a primary or secondary diagnosis of DEMENTIA, including ALZHEIMER'S DISEASE OR A RELATED DISORDER.		
2.	Does the SMI individual have Dementia? If yes, include evidence/presence of workup, comprehensive mental status exam.	()	()
3.	Has psychoactive drug(s) been prescribed on a regular basis to treat behavioral/mental health symptom(s) for the individual within the last two (2) years with or without current diagnosis of SMI?	()	()
PART B: INTELLECTUAL DISABILITY/DEVELOPMENTAL DISABILITIES (ID/DD):		YES	NO
1.	The individual has a diagnosis of ID or has a history indicating the presence of ID prior to age 18.	()	()
2.	The individual has a diagnosis of DD/related condition (evidence/affects intellectual functioning, adaptive functioning; autism, epilepsy, blindness, cerebral palsy, closed head injury, deaf) or has a history indicating the presence of DD prior to age 22. Age of diagnosis/presence: _____	()	()
3.	Does the ID/DD individual have a primary diagnosis or presence of Dementia? If yes, include evidence/presence of Dementia work-up, comprehensive mental status exam, if available.	()	()
4.	The individual has functional limitations relating to ID/DD (mobility, self-care/direction, learning, understanding/use of language, capacity for living independently).	()	()
5.	The individual received/receives ID/DD services from an agency serving individuals with ID/DD; (past and/or present; referred/referrals). Describe past AND present receipt of services and referrals made from agencies that serve individuals with ID/DD. _____	()	()

Complete Part C-
Categorical Determination



Part C—All No's



Complete Level 2

OR

Part C—1
Yes



Admit to
NF

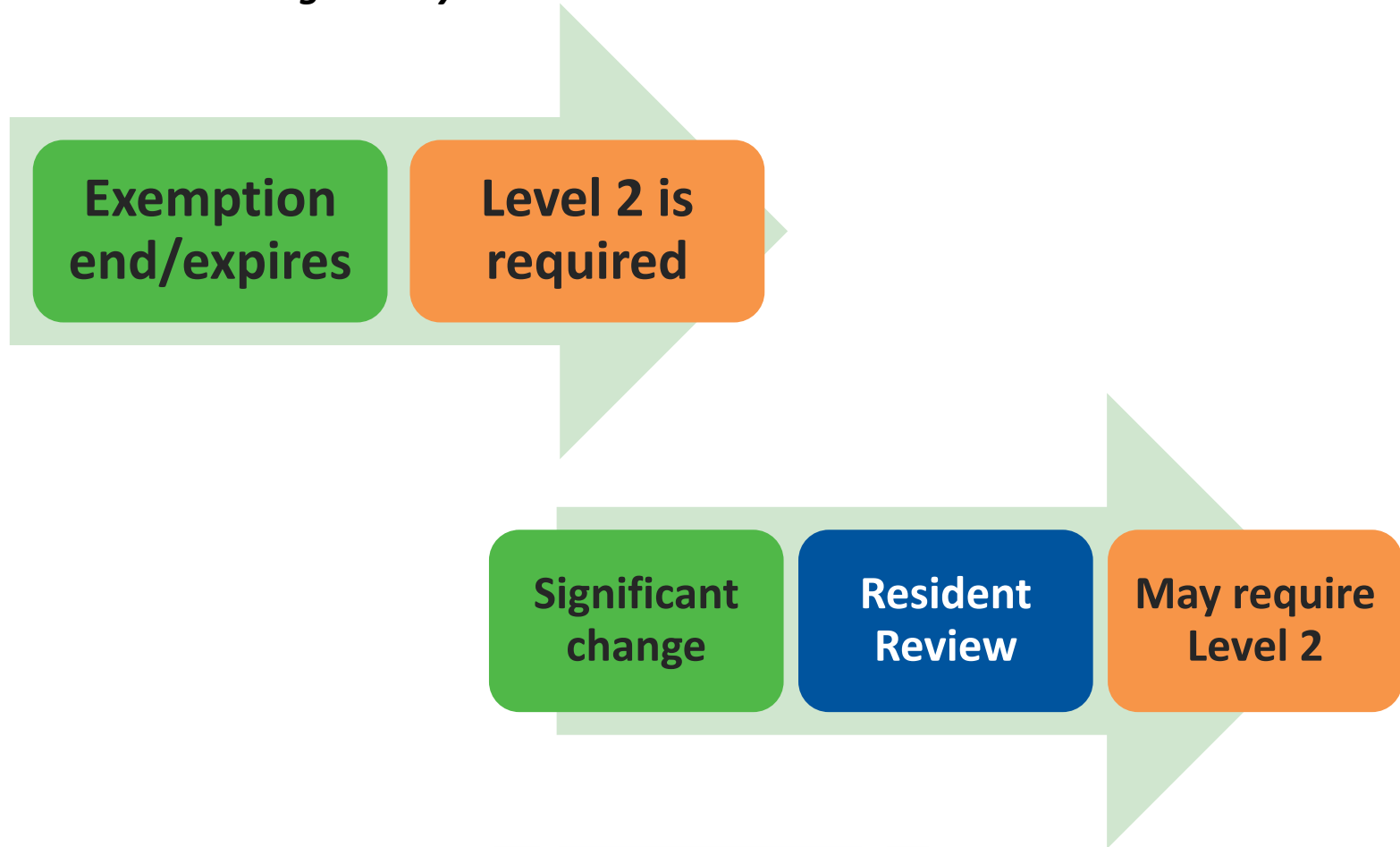
PART C:		YES	NO
1.	Is this individual being discharged from an acute care hospital and admitted to the NF for recovery from an illness or surgery not to exceed 120 days and is not considered a danger to self and/or others?	()	()
2.	Is this individual certified by his physician to be terminally ill (prognosis of a life expectancy of 6 months or less), serviced by a certified, licensed hospice agency at the time of admission and is not considered a danger to self and/or others?	()	()
3.	Is this individual comatose, ventilator dependent, functioning at the brain stem level or diagnosed as having a severe physical illness , such as, COPD, Parkinson's Disease, Huntington's Chorea, or amyotrophic lateral sclerosis; which result in a level of impairment so severe that the person cannot be expected to benefit from specialized services?	()	()
4.	Does this individual require provisional admission pending further assessment in cases of delirium where an accurate diagnosis cannot be made until the delirium clears?	()	()
5.	Does this individual require provisional admission which is not to exceed 7 days , for further assessment in emergency situations that require protective services?	()	()
6.	Does this individual require admission for a brief stay of 30 days for respite care ? <u>The individual is expected to return to the same caregivers following this brief NF stay.</u>	()	()

PASRR Process



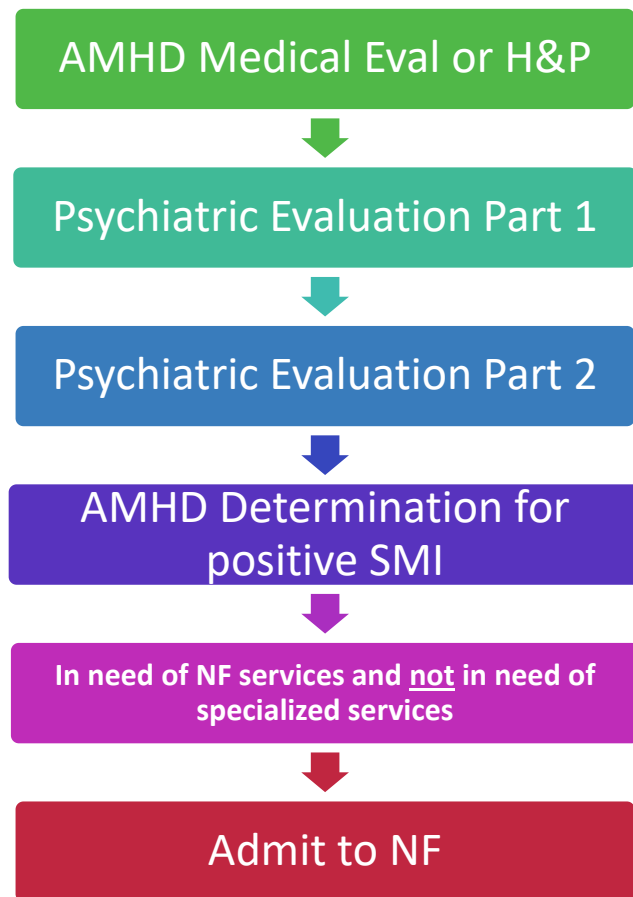
PASRR Process

While in the Nursing Facility

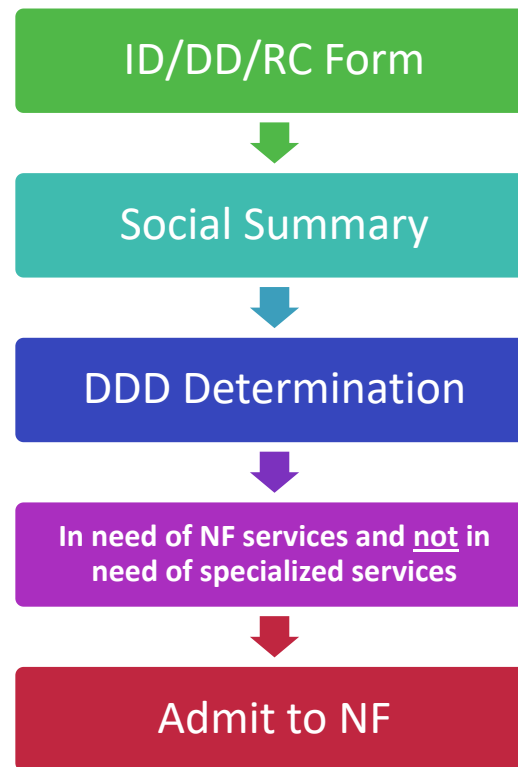


PASRR Process

Level 2 for SMI (Level 1 Part A positive)



Level 2 for ID/DD/RC (Level 1 Part B positive)



Level 1 (1178) Form



Level 1 Part A

PART A: SERIOUS MENTAL ILLNESS (SMI)

1. The individual has symptom(s) and/or current diagnosis of a Major Mental disorder and/or a Substance Related disorder, which seriously affects interpersonal functioning (difficulty interacting with others; altercations, evictions, unstable employment, frequently isolated, avoids others), and/or completing tasks (difficulty completing tasks, required assistance with tasks, errors with tasks; concentration; persistence; pace), and/or adapting to change (self-injurious, self-mutilation, suicidal, physical violence or threats, appetite disturbance, hallucinations, delusions, serious loss of interest, tearfulness, irritability, withdrawal):
 - a. A **SCHIZOPHRENIC** disorder, **MOOD** disorder, **DELUSIONAL (PARANOID)** disorder, **PANIC OR OTHER SEVERE ANXIETY** disorder, **SOMATOFORM** disorder, **PERSONALITY** disorder, **SUBSTANCE RELATED** disorder or **PSYCHOTIC** disorder not elsewhere classified that may lead to a chronic disability; **BUT**
 - b. **NOT** a primary or secondary diagnosis of **DEMENTIA**, including **ALZHEIMER'S DISEASE OR A RELATED DISORDER**.

Level 1 Part A

PART A #1 KEY POINTS FOR POSITIVE ANSWER

- Mental disorder, substance related disorder, and/or behavioral symptoms are current *and/or*
- Mental disorder or substance related disorder may lead to a chronic disability *and/or*
- The level of impairment seriously affects the individual's interpersonal functioning, completing tasks, or adapting to change *and*
- Mental disorder is a “stand alone” diagnosis, behavior or mental health condition is not primary or secondary to Dementia

Level 1 Part A

PART A (cont.)

2. Does the SMI individual have Dementia? If yes, include evidence/presence of workup, comprehensive mental status exam.

If question 1 is a “No,” you do not need to answer question 2

3. Has psychoactive drug(s) been prescribed on a regular basis to treat behavioral/mental health symptom(s) for the individual within the last two (2) years with or without current diagnosis of SMI?

Level 1 Part A

PART A #3 KEY POINTS FOR POSITIVE ANSWER

- Psychoactive medication (i.e. antipsychotic, antidepressant, and anti-anxiety drugs)
- Currently administered on a regular basis or was previously taking it on a regular basis within the past 2 years
- Prescribed to treat behavioral/mental health symptoms in the absence of a neurological disorder



Level 1 Part B

PART B: INTELLECTUAL DISABILITY/DEVELOPMENTAL DISABILITIES (ID/DD):

1. The individual has a diagnosis of **ID** or has a history indicating the presence of **ID prior** to age 18.
2. The individual has a diagnosis of **DD/related condition** (evidence/affects intellectual functioning, adaptive functioning; autism, epilepsy, blindness, cerebral palsy, closed head injury, deaf) or has a (history indicating the presence of **DD prior** to age 22. Age of diagnosis/presence:_____

Level 1 Part B

Developmental Disabilities prior age 22

- Broader category of disabilities- intellectual, physical, or both
- Examples (but not limited to): Cerebral Palsy, Down Syndrome, Autism, hearing loss, vision impairment, etc.

Intellectual Disabilities prior age 18

- Characterized by limited intellectual functioning and adaptive behavior
- Examples (but not limited to): Developmental Delay, Cognitive Disability, Down Syndrome, Autism, etc.

Related Condition prior age 22

- Closely related to intellectual disability because this condition results in impairment of general intellectual functioning or adaptive behavior. The person would require similar treatment or services.
- Example (but not limited to): Closed head injury, Epilepsy, etc.

Level 1 Part B

PART B #1 and #2 KEY POINTS FOR POSITIVE ANSWER

- Likely to continue indefinitely
- Results in substantial functional limitations in three or more areas of major life activities (mobility, self-care/direction, learning, understanding/use of language, capacity for living independently)

Level 1 Part B

PART B (cont.)

3. Does the ID/DD individual have a primary diagnosis or presence of **Dementia**? If yes, include evidence/presence of Dementia work-up, comprehensive mental status exam, if available.
4. The individual has functional limitations relating to **ID/DD** (mobility, self-care/direction, learning, understanding/use of language, capacity for living independently).
5. The individual received/receives **ID/DD** services from an agency serving individuals with ID/DD past and/or present; referred/referrals). Describe past AND present receipt of services and referrals made from agencies that serve individuals with ID/DD: _____

If questions 1 and 2 are “No,” you do not need to answer questions 3, 4, and 5

Level 1 Part C: Categorical Determinations

PART C

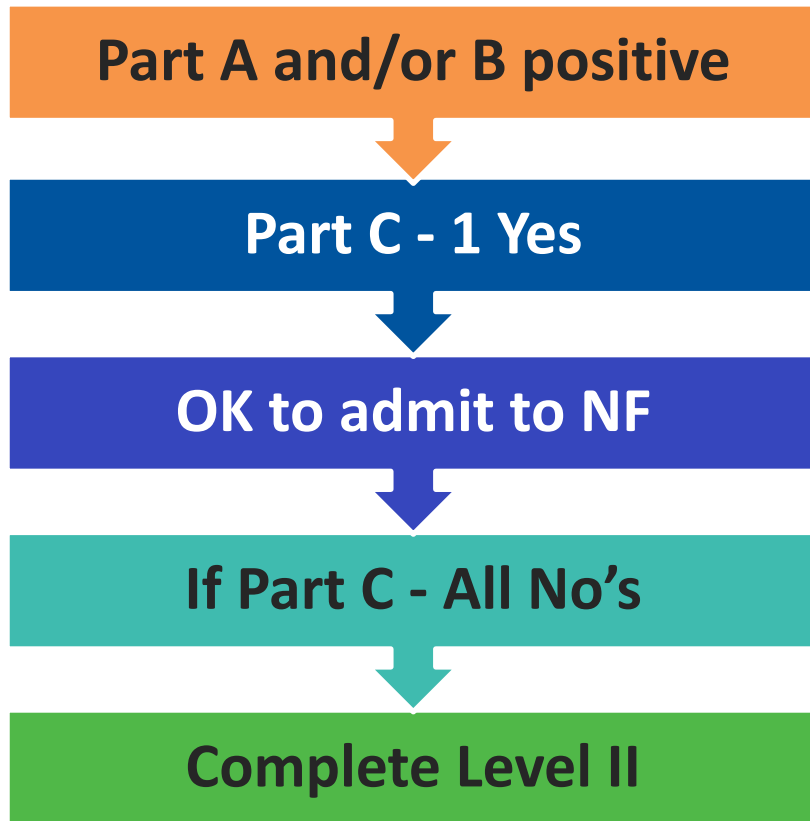
1. Is this individual being discharged from an acute care hospital and admitted to the NF for recovery from an illness or surgery **not to exceed 120 days** and is not considered a danger to self and/or others?
2. Is this individual certified by his physician to be terminally ill (**prognosis of a life expectancy of 6 months or less**), serviced by a certified, licensed hospice agency at the time of admission and is not considered a danger to self and/or others?
3. Is this individual comatose, ventilator dependent, functioning at the brain stem level or diagnosed as having a **severe physical illness**, such as, COPD, Parkinson's Disease, Huntington's Chorea, or amyotrophic lateral sclerosis; which result in a level of impairment so severe that the person cannot be expected to benefit from specialized services?

Level 1 Part C: Categorical Determinations

PART C (cont.)

4. Does this individual require provisional **admission pending** further assessment in cases of delirium where an accurate diagnosis cannot be made until the delirium clears?
5. Does this individual require **provisional admission which is not to exceed 7 days**, for further assessment in emergency situations that require protective services?
6. Does this individual require admission for a **brief stay of 30 days for respite care**? The individual is expected to return to the same caregivers following this brief NF stay.

Level 1 Part C: Categorical Determinations



- Ensure only one selected
- Ensure that the definition meets the individual's current status
- Monitor expiration dates or when rehab or hospice ends
- Level 2 is required on or before the expiration date or when rehabilitation or hospice ends (exemption #1 and #2)

Level 2 Evaluations



Level II Requirements

Complete Level II

- ✓ Prior NF admission, if Part A and/or B is positive and there is no Part C selected
- ✓ While at the NF, if exemption ends or expires
- ✓ While at the NF, for Resident Review (RR) as needed (refer to RR slides)

Note

- ✓ Previous Level II acceptable if still applicable to patient's condition
- ✓ Ensure AMHD or DDD determination is completed (if required)



IMPORTANT
UPDATE !

Patients returning to the
same nursing facility after hospitalization:
Level II is not required prior
discharge from the hospital

- Returning patients follow Resident Review protocols at the NF
- Will cover Resident Review protocol on slides 48-50
- Recommend heightened awareness of this important update
- Allocate sufficient resources to comply with resident reviews

Returning to the same NF (cont.)

ePASRR changes & process:

1. A positive Level I with no Part C (exemptions) will trigger a Level II.
2. If the patient is returning to the same NF after hospitalization, select “yes” for the questionnaire
Note: You may select this also for patients with a previous Level 2
3. Then “Level 2 not required” will pop up. Click green button, “Confirm”
4. This will take you to Patient Placement where you can select the NF placement
5. When patient returns to NF, the patient is subject to Resident Review by the NF
6. A Resident Review is triggered when a patient undergoes significant change in status that impacts functioning as relates to their mental illness or intellectual disability. Refer to slide 48-50.

— Level 2 Exemption Questionnaire

According to 42 CFR 438.106(b)(3) and the 1996 amendment to Title XIX of the Social Security Act, an individual is a readmission if he or she was readmitted to a facility from a hospital to which he or she was transferred for the purpose of receiving care. Readmissions are subject to resident review.

Is the patient being readmitted to the same nursing facility after hospitalization?

Yes No

Confirm

LEVEL 2 NOT REQUIRED

Returning to the same NF (cont.)

MDS Coordinators MUST be on ALERT

- **Because a significant change assessment may warrant a PASRR Level II**
 - **Significant change to mental health (deteriorated state)**
 - **Significant change to IDDD person (improved state)**

Level 2 Evaluations for Serious Mental Illness Forms



Level 2 Evaluations—SMI

PASRR Level 1 Part A was positive for SMI → Do AMHD Level 2 for SMI

— Level 2 Packet - AMHD

AMHD L2 Packet Status: L2 In Progress

Select Level 2 Option: Create New Level 2 Packet

Rush Priority

Form	Form Status	Status Date	Actions
Medical Evaluation / History & Physical	Required		Edit Form Upload
Psychiatric Evaluation Part 1	Required		Edit Form Upload
Psychiatric Evaluation Part 2	Required		Edit Form
DHS 1147	Optional		View Form Upload
Other Documentation	Optional		Upload
AMHD Determination	Required		

Pre-Admission Screening / Resident Review
Medical Evaluation for Persons with Mental Illness

_____/_____/_____
(Last Name) (First Name) (Middle) (Medicaid ID Number) (Birthdate) (Sex)

(Home Address) (City) (State) (Zip)

Your patient's medical and psychiatric diagnosis and/or treatment regime may necessitate a determination to be made by the Department of Health/Adult Mental Health Division regarding your need for nursing facility placement and psychiatric "active specialized treatment". A complete medical and psychiatric evaluation is needed to make this determination.

LICENSED PHYSICIAN/APRN: Please complete all subsequent items on this form or enclose copy of a recent medical history/physical record.

SIGNIFICANT HISTORY AND MAJOR ILLNESSES			
Diagnosis/Illness/Problem	Date of Treatment	Medication and Treatment	Prognosis

Does the patient have any medication allergies? ___ Yes ___ No. If yes, list allergies:

Medication and Allergic Reaction	
Medication	Reaction

Is patient currently receiving psychoactive medication? ___ Yes ___ No. If yes, list the drug, reason, potential side effects and date.

Name of Psychoactive Medication	Reason Drug is Prescribed	Start Date	Side Effects

What is this patient's ability to perform ADLs in the community and describe the level of support needed to perform activities in the community:

Physician/APRN Name & Title (Print) Signature of Physician/APRN Date

Co-signing Physician Name (Print) Co-signature of Physician
(Required for APRN assessor)

Physical Exam: Weight ____ Height ____ Temperature ____ Pulse ____ Blood Pressure ____

Normal	Check each item in the appropriate Column. Enter "NE" if not evaluated	Abnormal	Findings
	Head, Face, Neck, and Scalp		
	Nose, Throat, and Mouth		
	Sinuses		
	Ears, General		
	Hearing: Right ____ Left ____		
	Ophthalmoscopic		
	Pupils		
	Vision: Far ____ Near ____		
	Lungs and Chest		
	Heart		
	Vascular System		
	Abdomen and Viscera		
	Anus and Rectum		
	Endocrine System		
	G-U System		
	Upper Extremities		
	Lower Extremities		
	Feet		
	Spine, Other Musculoskeletal		
	Identifying Body Marks, Tattoos, Scars		
	Skin, Lymphatics		
	NEUROLOGICAL		
	Motor (station, gait, power, coordination)		
	Sensory (pain, temperature, touch, deep pain and vibratory sense)		
	Reflexes (superficial)		
	(deep)		
	(pathological)		
	Cranial Nerves:		
	I		
	II		
	III, IV, VI		
	V		
	VII		
	VIII		
	IX, X, XI		

Level of Care SNF ____ ICF ____ HOSPICE ____ DEFERRED ____ OTHER (Specify) ____

Physical Diagnosis: _____

Physician/APRN Name & Title (Print) Signature of Physician/APRN Date

Co-signing Physician Name (Print) Co-signature of Physician
(Required for APRN assessor)

SMI Level 2 Psychiatric Evaluation, Part I:

Psychiatric consultation report acceptable in lieu of form

Must be completed by a Psychiatrist, Psychologist, and as of 09-25-23, Psychiatric-Mental Health Nurse Practitioner

State of Hawaii
Department of Health

Behavioral Health Administration
Adult Mental Health Division

**Pre-Admission Screening / Resident Review
Psychiatric Evaluation Part I**

(Last Name)

(First Name)

(Middle)

(Medicaid ID Number, if applicable)

(Birthdate)

(Age)

(Sex)

(Home Address if applicable)

(City)

(State)

(Zip)

The psychiatric evaluation consists of two forms including: PSYCHIATRIC EVALUATION, PART I AND PART II: SERIOUS MENTAL ILLNESS CRITERIA. All forms must be completed. Please provide sufficient information to determine the patient's need for "active treatment/specialized services". Use the back of Part II form if additional space is needed to record your response.

1. Psychiatric History (including Drug History): Provide dates if known.

2. Current Psychiatric Condition:
 - a. Is the patient a harm to self or others, i.e. suicidal or homicidal ideation, and/or exhibit externalizing and/or internalizing behaviors, i.e. physical violence, damage to property, sexually inappropriate, self abusive, or abuses unauthorized substances?

 - b. Is patient delusional and/or has hallucinations?

3. Mental Status (appearance, orientation, affect and mood, thought, insight, organicity, etc.):

4. Describe Patient's Strengths and Weaknesses:

5. Estimated IQ Level:

6. Psychosocial Evaluation: Include current living arrangements, medical and support systems:

7. Recommendations / Plans of Service / Appropriate Placement:

8. Diagnosis:

DSM – III – R	Axis I	Axis II	Axis IV	Axis V
Primary	-----	-----	-----	-----

Psychiatrist/Psychologist/PMHNP Name & Title (Print)

Psychiatrist/Psychologist/PMHNP Signature

Date

AMHD/PASRR FORM 3 (09/25/23)

Pre-Admission Screening / Resident Review
PSYCHIATRIC EVALUATION PART II
SERIOUS MENTAL ILLNESS (SMI) CRITERIA

(Last Name) (First Name) (Middle Initial) (Birthdate)

An individual is considered to have a serious mental illness (SMI) if the individual meets the following requirements on diagnosis, level of impairment, and duration of illness:

1. **DIAGNOSIS**
The patient is 18 years or older and has a possible diagnosis within the following DSM-III-R disorders: "a schizophrenic, mood, paranoid, panic or other severe anxiety disorder, somatoform disorder personality disorder, other psychotic disorder, or another mental disorder that may lead to a chronic disability." (See Part I or Psychiatric Evaluation) ___ YES ___ NO

2. **LEVEL OF FUNCTIONAL IMPAIRMENT**
On a continuing or intermittent basis for the past 3 to 6 months, the patient's mental disorder has resulted in one or more functional limitations in major life activities characterized by:
 - a. Problems in interpersonal functioning: ___ YES ___ NO
 - Has serious difficulty interacting appropriately and communicating effectively; or
 - Has a history of altercations, evictions, being fired from a job, fear of strangers, avoidance of interpersonal relationships and social isolation.

 - b. Problems in concentration, persistence and pace: ___ YES ___ NO
 - Has serious difficulty in sustaining attention to permit completion of tasks in work or work like settings, or in school and home settings; or
 - Manifests difficulties in concentration; or
 - Unable to complete simple tasks within an established time period, makes frequent errors or requires assistance in completing simple tasks.

 - c. Problems in adaptation to change: ___ YES ___ NO
 - Has serious difficulty in adapting to changes associated with work, school, family or social interaction; or
 - Requires mental health or judicial interventions due to exacerbated signs and symptoms associated with the illness or withdrawal from the situation.

3. **RECENT TREATMENT OR HISTORY INDICATES THE INDIVIDUAL HAS EXPERIENCED AT LEAST ONE OF THE FOLLOWING IN THE LAST TWO YEARS.**
 - a. Psychiatric treatment more intensive than outpatient care more than once; or ___ YES ___ NO
 - b. Required supportive services to maintain functioning at home or in a residential Treatment environment; or ___ YES ___ NO
 - c. Required intervention by housing or law enforcement officials. ___ YES ___ NO

IS THE INDIVIDUAL SERIOUSLY MENTALLY ILL (SMI)? YES NO

An individual is considered to be seriously mentally ill if the following criteria are met: Yes to diagnostic classification; Yes to either 2a or 2b or 2c AND Yes to either 3a, 3b, or 3c.

Psychologist/Psychiatrist/PMHNP
Name & Title (Print)

Psychologist/Psychiatrist/PMHNP Signature

Date

If found NOT SMI
on form 4,
determination from
AMHD is NOT
required



Psych Eval Part 2 (continued)

If marked “No” for “Is the Individual Seriously Mentally Ill (SMI)”, Determination is not needed and in ePASRR, AMHD Determination will change to “Not Applicable.”

— Level 2 Packet - AMHD

AMHD L2 Packet Status: Complete

Select Level 2 Option: Create New Level 2 Packet

Form	Form Status	Status Date	Actions
Medical Evaluation / History & Physical	Complete	05/18/2023	Download
Psychiatric Evaluation Part 1	Complete	05/18/2023	Download
Psychiatric Evaluation Part 2	Complete	02/27/2023	View Form
DHS 1147	Optional		
Other Documentation	Optional		
AMHD Determination	Not Applicable		

Psych Eval Part 2 (continued)

If marked “Yes” for “Is the Individual Seriously Mentally Ill (SMI)”, Determination is required; AMHD Determination will remain as “Required”

— Level 2 Packet - AMHD

AMHD L2 Packet Status: L2 In Progress

Select Level 2 Option: Create New Level 2 Packet

Rush Priority

Form	Form Status	Status Date	Actions
Medical Evaluation / History & Physical	Complete	05/30/2023	Download Delete
Psychiatric Evaluation Part 1	Complete	05/30/2023	Download Delete
Psychiatric Evaluation Part 2	Complete	05/30/2023	Edit Form View Form
DHS 1147	Optional		View Form Upload
Other Documentation	Optional		Upload
AMHD Determination	Required		

Level 2 Notes [Add Note](#)

[Complete Level 2](#) ←

PASRR Packet Status: Status will change to “Pending Level 2 Determination;” this will trigger an email to AMHD to check ePASRR to review the PASRR case and provide determination

Go To Patient

Delete Packet

Patient Name: Test. Patient

Patient Age: 53

Referring Entity: Hospital Name

Placement:

PASRR Packet Status: Pending Level 2 Determination

Update Status

Referring Entity Contact Information

First & Last Name *

Des Test

Phone *

(808) 000-0000

Fax

— Level 1 (PASRR Form 1178)

Form Status	Status Date	Exemption Expires	Actions
Complete	05/30/2023		View Form

<<Governor's Name>>
GOVERNOR OF HAWAII



<<MD Name>>
DIRECTOR OF HEALTH

STATE OF HAWAII
DEPARTMENT OF HEALTH

Adult Mental Health Division
P.O. Box 3378
Honolulu, HI 96801-3378

<<Date>>

Dear <<Name of Patient>>,

The Nursing Home Reform Provisions of the Omnibus Budget Reconciliation Act (OBRA) passed by Congress in December 1987 and amended January 1993 require that any person with the diagnosis of mental illness or related condition be screened to determine that the nursing facility is the appropriate placement for the individual. This letter is a report of this routine procedure that is completed to assure you are receiving the level of mental care you need.

Using criteria established for this purpose by the Centers for Medicare & Medicaid Services (CMS), the Adult Mental Health Division has determined that you are <<insert determination>>

P.L. 104-315 (October 1996) amended the annual resident review provisions to require nursing facilities to promptly notify us only if there is a significant change in the resident's physical or mental condition. We will then complete a resident review after notification by the facility. Thus, a resident review will be completed upon notification by the facility of any significant changes in your condition.


If you do not agree with this decision, you have a right to request an informal review or submit a written request for a fair hearing. The request must be submitted to our department within (ninety) 90 days of receipt of this notice. You may appeal this decision independently or be represented by an authorized representative, such as a legal counsel, relative, friend, or any other person of your choice.

If you have any questions, please call <<DHS MQD contact information>>.

Sincerely,

<<full signature>>
<<name title>>
Adult Mental Health Division

Level 2 Evaluations for ID/DD/RC Forms



Level 2 Evaluations—ID/DD/RC

PASRR Level 1 Part B was positive for ID/DD/RC → Do DDD Level 2

- ✓ PASRR for Persons with ID/DD/RC form
- ✓ Social Summary

— Level 2 Packet - DDD

DDD L2 Packet Status: L2 In Progress

Select Level 2 Option: Create New Level 2 Packet

Rush Priority

Form	Form Status	Status Date	Actions
DDD PASRR for ID/DD	Required		Edit Form Upload
DDD Social Summary	Required		Upload
DDD Cog/IQ Test	Optional		Upload
DHS 1147	Optional		View Form Upload
Other Documentation	Optional		Upload
DDD Determination	Required		

**Preadmission Screening and Resident Review (PASRR)
For Persons With Intellectual Disability/Developmental Disabilities and Related Conditions**
Hawaii State Department of Health
Developmental Disabilities Division

I. Patient Last Name _____ First Name _____ MI _____ Sex _____ Medicaid # _____

Present Address _____
Range (Check One):

II. DIAGNOSIS: Intellectual Disability (ID) IQ Score: _____ Mild Mod Severe Profound

Other Diagnosis/Illness/Problem	Date of Onset	Current Medication/Dosage	Prognosis/Impact on Functioning

III. PHYSICAL EXAMINATION: Weight: _____ Height: _____ BP: _____

Check each item in appropriate column (normal/abnormal). Enter "NE" if not evaluated. Attach any pertinent reports.

Category	Normal	Abnormal	Description of Abnormal Conditions
Head, Face, Neck, and Scalp	<input type="checkbox"/>	<input type="checkbox"/>	
Nose, Throat and Mouth, Sinuses	<input type="checkbox"/>	<input type="checkbox"/>	
Ears - General	<input type="checkbox"/>	<input type="checkbox"/>	
Hearing: Right: Left:	<input type="checkbox"/>	<input type="checkbox"/>	
Eyes - General	<input type="checkbox"/>	<input type="checkbox"/>	
Vision: Right: Left:	<input type="checkbox"/>	<input type="checkbox"/>	
Heart and Vascular System	<input type="checkbox"/>	<input type="checkbox"/>	
Lungs and Chest	<input type="checkbox"/>	<input type="checkbox"/>	
Genitourinary System	<input type="checkbox"/>	<input type="checkbox"/>	
Abdomen and Viscera	<input type="checkbox"/>	<input type="checkbox"/>	
Anus and Rectum	<input type="checkbox"/>	<input type="checkbox"/>	
Endocrine System	<input type="checkbox"/>	<input type="checkbox"/>	
Upper Extremities	<input type="checkbox"/>	<input type="checkbox"/>	
Lower Extremities	<input type="checkbox"/>	<input type="checkbox"/>	
Spine, Other Musculoskeletal	<input type="checkbox"/>	<input type="checkbox"/>	
Skin, Lymphatic System	<input type="checkbox"/>	<input type="checkbox"/>	
Neurological System	<input type="checkbox"/>	<input type="checkbox"/>	
Psychiatric	<input type="checkbox"/>	<input type="checkbox"/>	

IV. FUNCTIONAL ASSESSMENT (to be completed by professional who knows the patient/resident best): First assess person's functional level as either independent or dependent/requiring partial assist compared to others in the age group. If the person is dependent/partial assist, then determine whether the person needs and/or may benefit from training (as opposed to short term therapy) - i.e. working in a step-wise manner to achieve/maintain goals(s) for independence using specialized techniques generally used for educating/training persons with developmental disabilities/intellectual disabilities.

	INDEPENDENT	DEPENDENT OR REQUIRING PARTIAL ASSIST MAY BENEFIT FROM TRAINING?	
		YES	NO
SELF-CARE/PERSONAL CARE:			
Able to perform necessary steps involved in bowel/bladder elimination	<input type="checkbox"/>	<input type="checkbox"/>	<input type="checkbox"/>
Able to dress and undress self	<input type="checkbox"/>	<input type="checkbox"/>	<input type="checkbox"/>
Able to groom and complete personal hygiene needs as bathing, brushing teeth	<input type="checkbox"/>	<input type="checkbox"/>	<input type="checkbox"/>
Able to drink fluids, chew, and swallow foods and use utensils to feed self	<input type="checkbox"/>	<input type="checkbox"/>	<input type="checkbox"/>
COMMUNICATION:			
Able to understand and follow simple directions	<input type="checkbox"/>	<input type="checkbox"/>	<input type="checkbox"/>
Able to communicate one's basic needs and wants	<input type="checkbox"/>	<input type="checkbox"/>	<input type="checkbox"/>
Can verbally communicate	<input type="checkbox"/>	<input type="checkbox"/>	<input type="checkbox"/>
Is non-verbal - uses gestures and some single words	<input type="checkbox"/>	<input type="checkbox"/>	<input type="checkbox"/>
COGNITIVE/SOCIAL:			
Able to retain and recall what has been learned or experienced	<input type="checkbox"/>	<input type="checkbox"/>	<input type="checkbox"/>
Able to respond appropriately to visual or auditory stimuli	<input type="checkbox"/>	<input type="checkbox"/>	<input type="checkbox"/>
Able to make choices with little or no direction from others	<input type="checkbox"/>	<input type="checkbox"/>	<input type="checkbox"/>
Able to choose, initiate, and engage in leisure activities	<input type="checkbox"/>	<input type="checkbox"/>	<input type="checkbox"/>
Able to evaluate, use logic to discriminate/generalize situations and viable solutions	<input type="checkbox"/>	<input type="checkbox"/>	<input type="checkbox"/>
Able to discriminate gender similarities/differences and appropriate social/sexual behaviors	<input type="checkbox"/>	<input type="checkbox"/>	<input type="checkbox"/>
Able to relate to others on a 1:1 or group basis	<input type="checkbox"/>	<input type="checkbox"/>	<input type="checkbox"/>
MOTOR ABILITIES/MOBILITY:			
Able to perform coordinated gross motor activities	<input type="checkbox"/>	<input type="checkbox"/>	<input type="checkbox"/>
Able to perform coordinated fine motor activities	<input type="checkbox"/>	<input type="checkbox"/>	<input type="checkbox"/>
Able to perform eye-hand coordinated activities	<input type="checkbox"/>	<input type="checkbox"/>	<input type="checkbox"/>
Able to independently use available transportation to get to desired destination	<input type="checkbox"/>	<input type="checkbox"/>	<input type="checkbox"/>
Able to independently move from place to place in a wheelchair	<input type="checkbox"/>	<input type="checkbox"/>	<input type="checkbox"/>
VOCATIONAL:			
Able to adapt to changes in job related situations (peers, supervisors, assignments)	<input type="checkbox"/>	<input type="checkbox"/>	<input type="checkbox"/>
Able to demonstrate appropriate and acceptable job specific skills	<input type="checkbox"/>	<input type="checkbox"/>	<input type="checkbox"/>
Able to demonstrate responsible work related behaviors as attendance, work on time	<input type="checkbox"/>	<input type="checkbox"/>	<input type="checkbox"/>
INDEPENDENT LIVING SKILLS:			
Able to perform independent living household activities as budgeting, shopping	<input type="checkbox"/>	<input type="checkbox"/>	<input type="checkbox"/>
Able to monitor own health status	<input type="checkbox"/>	<input type="checkbox"/>	<input type="checkbox"/>
Able to administer own medications	<input type="checkbox"/>	<input type="checkbox"/>	<input type="checkbox"/>
Able to schedule medical appointments and follow-up	<input type="checkbox"/>	<input type="checkbox"/>	<input type="checkbox"/>
Able to monitor own nutritional status, including making meals	<input type="checkbox"/>	<input type="checkbox"/>	<input type="checkbox"/>

NEEDS ADAPTIVE DEVICES TO PERFORM ANY/ALL OF THE ABOVE: SPECIFY (e.g. prosthesis, orthosis, hearing aid, visual aid, communication device)

V. EXTERNALIZING AND INTERNALIZING BEHAVIORS(S):	FREQUENCY (specify day/week/mo.)	MILD	MOD	SEVERE
Physical violence against others		<input type="checkbox"/>	<input type="checkbox"/>	<input type="checkbox"/>
Damage to property		<input type="checkbox"/>	<input type="checkbox"/>	<input type="checkbox"/>
Sexually inappropriate		<input type="checkbox"/>	<input type="checkbox"/>	<input type="checkbox"/>
Self-abusive		<input type="checkbox"/>	<input type="checkbox"/>	<input type="checkbox"/>
Abuse of unauthorized substances		<input type="checkbox"/>	<input type="checkbox"/>	<input type="checkbox"/>
Other:		<input type="checkbox"/>	<input type="checkbox"/>	<input type="checkbox"/>
Other:		<input type="checkbox"/>	<input type="checkbox"/>	<input type="checkbox"/>
Other:		<input type="checkbox"/>	<input type="checkbox"/>	<input type="checkbox"/>

VI. PSYCHOSOCIAL EVALUATION: Current living arrangements, medical and support system

Name of Examining Physician _____ Signature of Physician _____ Date _____

<<Governor's Name>>
GOVERNOR OF HAWAII



<<MD Name>>
DIRECTOR OF HEALTH

STATE OF HAWAII
DEPARTMENT OF HEALTH

Developmental Disabilities ~~Division~~
3827 Kilauea Avenue, Room 109
Honolulu, HI 96816
Telephone: (808) 733-9177
Fax (808) 733-9182

<<Date>>

Dear <<Name of Patient>>,

As the State's Intellectual/Developmental Disabilities authority, the Department of Health's Developmental Disabilities ~~Division~~ (ODD) completes for individuals with intellectual disability and related conditions the initial screening and resident reviews for appropriateness of nursing facility placement required under the Nursing Home Reform Provisions of the Omnibus Budget Reconciliation Act of 1987.

Using criteria established for this purpose by the Centers for Medicare & Medicaid Services, the Developmental Disabilities Division has determined that you are <<insert determination>>.

P.L. 104-315 (October 1996) amended the annual resident review provisions to require nursing facilities to promptly notify us only if there is a significant change in the resident's physical or mental condition. We will then complete a resident review after notification by the facility. Thus, a resident review will be completed upon notification by the facility of any significant changes in your condition.

If you do not agree with this decision, you have a right to request an informal review or submit a written request for a fair hearing. The request must be submitted to our department within (ninety) 90 days of receipt of this notice. You may appeal this decision independently or be represented by an authorized representative, such as a legal counsel, relative, friend, or any other person of your choice.

If you have any questions, please call <<DHS MQD contact information>>.

Sincerely,

<<full signature>>
<<name title>>
Developmental Disabilities Division

Level 2 – AMHD/DDD Determinations

1. If Determination is required - AMHD and/or DDD will receive an email notification to review the case. Packet will switch to “Pending Level 2 Determination”
2. If AMHD and/or DDD has questions or needs additional information – They will enter a note in ePASRR and defer the case. Packet will switch to “Level 2 Deferred”
3. Facility will need to address the deferral then click the “Complete Level 2” button to send it back to AMHD or DDD
4. Once the Determination is complete, the letter will be available to view and print

Resident Review Process



Resident Review Process – NF Only

Resident Review required for patients:

Experiencing a significant change in condition that impacts functioning as relates to their mental illness, intellectual disability, or developmental disability

What is considered a “significant change in condition?”

The Centers for Medicare & Medicaid Services (CMS) Long-Term Care Facility Resident Assessment Instrument 3.0 User’s Manual notes that a “significant change” is a major decline or improvement in a resident’s status that:

1. Will not normally resolve itself without intervention by staff or by implementing standard disease-related clinical interventions, the decline is not considered “self- limiting”;
2. Impacts more than one area of the resident’s health status; and
3. Requires interdisciplinary review and/or revision of the care plan.

Resident Review Process – NF Only

Examples (but not limited to):

- Patient exhibits behavioral, psychiatric, or mood-related symptoms suggesting the presence of a diagnosis of mental illness
- Patient demonstrates increased behavioral, psychiatric, or mood-related symptoms.
- Significant change is physical, but with behavioral, psychiatric, or mood-related symptoms, or cognitive abilities, that may influence adjustment to an altered pattern of daily living.

Resident Review Process- NF Only

Resident Review Requirements:



Care Plan reassessment by **seventh** day



Comprehensive assessment by **fourteenth** day



Complete a Level 2 by **twenty-first** day if

- Behavioral, psychiatric, or mood-related symptoms worsen and/or
- Patient has not responded to ongoing treatment
- Condition warrants a review for specialized services

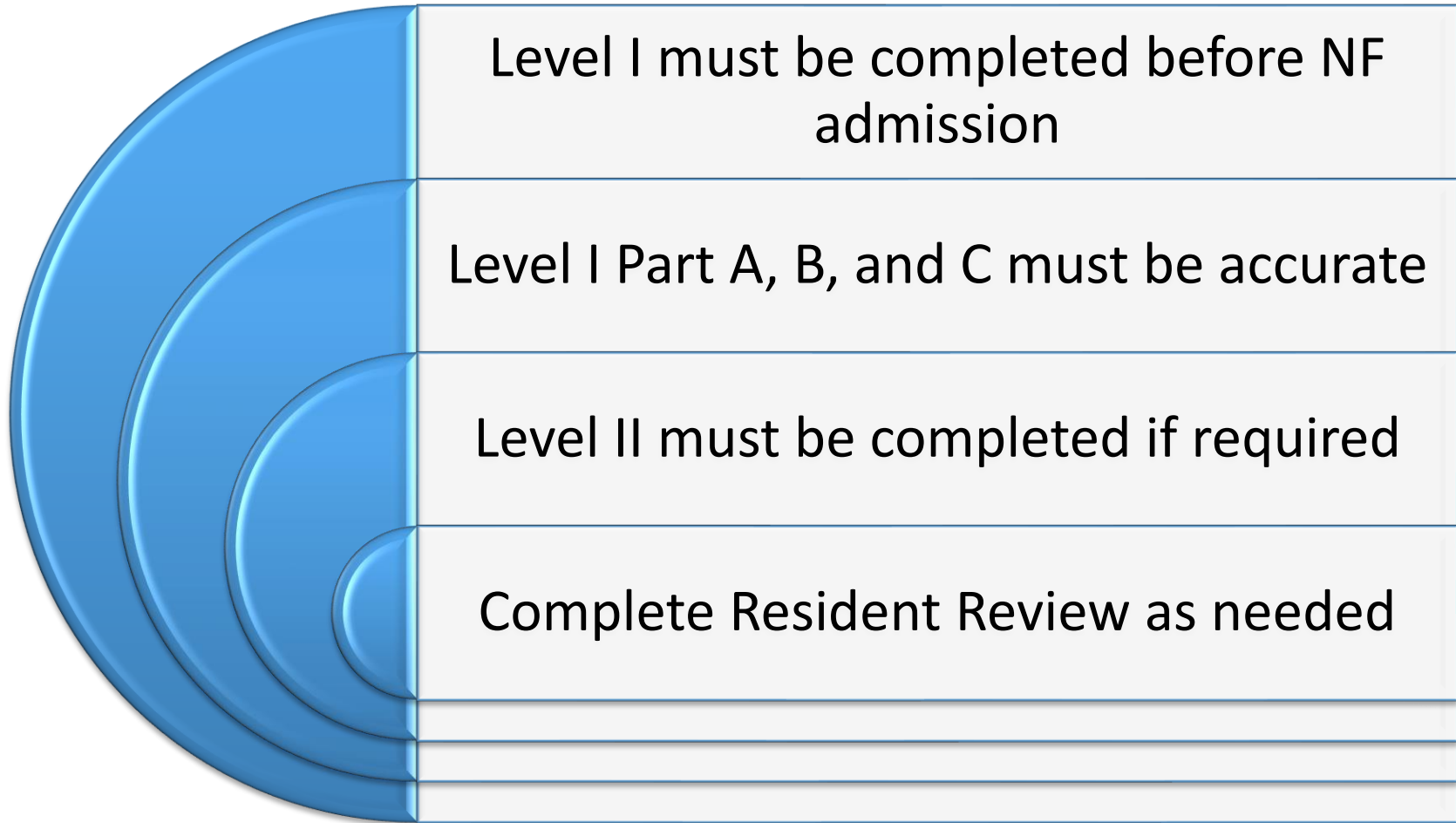
Complete a Level 2 for ID/DD patient **as soon as possible** if

- Condition improves (patient may now benefit from specialized services)
- ID/DD condition was initially missed

What if the patient has a previous Level 2?

Complete a new Level 2 if the condition or treatment is or will be significantly different than described in the resident's most recent PASRR Level II evaluation and determination.

Recap PASRR Requirements



Quarterly PASRR Compliance Reviews (Audits)



Compliance Reviews

Process:

- HSAG performs compliance reviews every quarter
- Sample is generated from nursing facilities' census reports submitted in ePASRR
- Nursing facilities provide medical records in ePASRR for their sample

Compliance Reviews

Reasons for Non-Compliance:

- Late or missing Level I
- Inaccurate Level I Part A, B, or C
- Level I not completed by MD, APRN, Hospital D/C RN
- Late or missing Level II
- Level II for SMI not completed by psychiatrist or psychologist, psychiatric-mental health nurse practitioner
- No Determination
- Missing Resident Review

PASRR Non-Compliant Cases Actions:

- Med-QUEST will be notified
- Corrective Action Plans will be required by the NF
- Potential recoupment for all daily per diem if Medicaid is the primary payor
- Report to OHCA (Office of Health Care Assurance)
- Tracking and trending
- Potential increase in sampling

Responsibilities of Facilities



Responsibilities of Facilities

Hospital Facilities/Referring Entities

- Ensure Level 1 is completed and entered in ePASRR accurately according to the patient's condition, past medical history, and medications
- Ensure to create or copy PASRR packet for all admission and readmissions to NF
 - A previous Level I maybe used for a re-admission to the nursing facility; however, it needs to be initiated in ePASRR as a new packet (select copy existing Level I)
- Complete Level 2 when required (patient has a positive Level I and does not meet any Part C, exemptions) for new admissions to a nursing facility.
 - Level 2 is not required for patients returning to the same nursing facility (readmissions)
 - Psychiatric Evaluations must be done by a psychiatrist, psychologist, or psychiatric-mental health nurse practitioner
 - If determination is required by AMHD and/or DDD, be sure the letter is available in ePASRR. Ok to discharge the patient to a NF, if the letter states that patient needs nursing facility services and does not require specialized services. If the patient is positive for SMI and requires specialized, patient should remain in the hospital or services should be coordinated with AMHD. If patient is positive for ID/DD and requires specialized services, services should be coordinated with DDD.
 - Provide the determination letter to the patient and physician
- Assign the PASRR packet to the nursing facility and complete the packet

Responsibilities of Facilities

Nursing Facilities

Prior admission/readmission:

- Enter PASRR for community admissions (there is a community admission selection in ePASRR).
- Ensure PASRR is done **prior** all admissions and re-admissions and entered in ePASRR.
 - A previous Level I maybe used for a re-admission; however, it needs to be initiated in ePASRR as a new packet
- Review PASRR Part A & B for accuracy. If Part C completed, be sure it's correct.
- Ensure PASRR Level I is done by appropriate healthcare provider: MD, APRN, Hospital Discharge RN (no RNs outside hospital may complete the Level I)
- Have hospital/referring entities make corrections before accepting the patient.

Responsibilities of Facilities

Nursing Facilities

Prior admission/readmission (cont.):

- Ensure Level 2 when required (patient has a positive Level 1 and does not meet any Part C, exemptions) is completed and entered in ePASRR for new admissions.
 - Level 2 is not required for readmissions. Patients being readmitted requires resident review for patient that undergoes significant change in status
 - Psychiatric Evaluations must be done by a psychiatrist, psychologist, or psychiatric-mental health nurse practitioner
 - If determination is required by AMHD and/or DDD, be sure the letter is available in ePASRR. Ok to accept the patient, if the letter states that patient needs nursing facility services and does not require specialized services. If the patient is positive for SMI and requires specialized, patient should remain in the hospital or services should be coordinated with AMHD. If patient is positive for ID/DD and requires specialized services, services should be coordinated with DDD.
- Ensure your nursing facility is selected as placement and packet status is complete

Responsibilities of Facilities

Nursing Facilities

While in Nursing Facility:

- Monitor the patients with positive PASRR Level I and categorical determinations (Part C, exemptions) selected.
 - Level 2 is required on or before the expiration date or when rehabilitation or hospice ends (exemption #1 and #2), which ever comes first
- Monitor for any significant change in the patient that may require resident review. Follow resident review process.
- Complete monthly census in ePASRR.
- Provide medical records for quarterly PASRR compliance review.

ePASRR—Training Resources

➤ Refer to **ePASRR Frequently Asked Questions (FAQs)**

Step-by-step instructions on below:

- Registration
- Login
- Creating/copying Level 1
- Completing Level 2
- Assigning placement
- Community admission
- Transfers to another NF



➤ Refer to **ePASRR training videos**

Found on HSAG website: www.hsag.com/myhawaiiegro

HSAG Contacts

Health Services Advisory Group (HSAG)

Desire Mizuno, Nurse Reviewer/Manager: dmizuno@hsag.com

Erika Shigemasa, Nurse Reviewer: eshigemasa@hsag.com

Susan Mora, Project Coordinator (user accounts): smora@hsag.com

Website: www.hsag.com/myhawaiiiegro

Technical Assistance:

ePASRR: ePASRRSupport@hsag.com

HSAG Hawaii Office: 808.941.1444

Fax: 808.941.5333

(office hours 7:45 A.M. – 4:30 P.M. HST)

HSAG Help Desk (after hours):

1.866.316.6974

CONTACT US



Contacts

Med-QUEST

Kathy Ishihara, Nurse Consultant:

kishihara@dhs.hawaii.gov

Phone: 808.900.8664



Developmental Disabilities Division

Stephanie Guieb, RN: stephanie.k.guieb@doh.hawaii.gov

Phone: 808.733.9177

Adult Mental Health Division

Judelyn Vallesteros, RN, APRN: judelyn.vallesteros@doh.hawaii.gov

Phone: 808.453.6946

Jocelyn Nazareno, Clerk jocelyn.nazareno@doh.hawaii.gov

Phone: 808.453.6968

Questions?



